

# Dell™ PowerVault™ MD1200 and PowerVault™ MD1220 Interoperability Guide

This document provides information about the supported hardware and software versions for Dell™ PowerVault™ MD1200 and PowerVault™ MD1220 systems.



**NOTE:** The versions specified in this document use the same format as found on [support.dell.com/support/downloads](https://support.dell.com/support/downloads) and may differ from the version information displayed in the Windows® Device Manager or Dell™ OpenManage™ Server Administrator.

## Rules and Considerations

The following are the connectivity and consideration rules for the Dell PowerVault MD1200 and MD1220:

**Table 1. Dell PowerVault MD1200 and PowerVault MD1220 Rules and Considerations**

PERC H800 and PERC H810 are the only host controller supported for PowerVault MD1200 and PowerVault MD1220.

Note: MD1200/1220 is also supported as an expansion unit behind MD32xx

6Gb/s SAS drives are configured in the MD1200 and MD1220 from Dell's factory, and 3Gb/s SAS drives are supported in the field with the supported MD1200 and MD1220 carriers.

Mixing of PowerVault MD1200 and PowerVault MD1220 on the same physical PERC H800 and PERC 810 controller and in the same daisy chain is supported. Dell PowerVault MD1120 and PowerVault MD1000 systems cannot coexist on the same controller as a PowerVault MD1200 or PowerVault MD1220 system.

It is recommended that PowerVault MD1200 and PowerVaultMD1220 be powered up first before the server.

A maximum of four PowerVault MD1200 or PowerVault MD1220 systems can be daisy-chained on each RAID controller port, for a total of 96 3.5" disk drives on PowerVault MD1200 or 192 2.5" disk drives on PowerVault MD1220 using the dual-ported PERC H800 and PERC H810 controller.

Connecting a PowerVault MD1200 or PowerVault MD1220 to a PowerVault MD3000 or PowerVault MD3000i is not supported. Connecting to an MD32xx is supported.

## Supported Servers

PowerEdge™ MD1200 and MD1220 are supported with Dell™ 11<sup>th</sup> Generation PowerEdge™ Servers that support the PERC H800 and PERC H810. For the latest PERC support matrix, visit the PERC web page at [www.dell.com/PERC](http://www.dell.com/PERC).

## Supported Host Controllers

**Table 3. Dell PowerVault MD1200 and PowerVault MD1220 Supported Host Controllers**

---

### PERC ESG Controller

---

Dell PERC H800 and PERC H810 Adapter

## Dell MD32xx

---

## Supported Operating Systems


If a PERC H800 and PERC H810 are supported in a server then the PowerVault MD1200/1220 is supported on that server.

To determine the latest supported operating system perform the following two steps:

- 1) Reference [www.dell.com/perc](http://www.dell.com/perc) to verify PERC H800 and PERC H810 controller support within a platform.
- 2) Using the info from step one, reference [www.dell.com/ossupport](http://www.dell.com/ossupport) to see the latest supported Operating Systems for that platform.

## Supported Physical Drives

Table 4 outlines the physical drives supported by MD1200 and MD1220 at the time of initial launch. Additional drive support may be added after launch. Please visit [support.dell.com](http://support.dell.com) for an updated list of supported physical drives.

 **NOTE:** Only Dell provided physical drives are supported.

Form Factor	Dell P/N	Model	Capacity	Speed	Vendor
3.5"	U717K	ST3500414SS	500GB	7.2K	Seagate
3.5"	U738K	ST31000424SS	1TRB	7.2K	Seagate
3.5"	R755K	ST32000444SS	2TRB	7.2K	Seagate
3.5"	X163K	ST3450757SS	450GB	15K	Seagate
3.5"	T873K	ST3600957SS	600GB	15K	Seagate
3.5"	X164K	ST31000425SS	1TRB	7.2K	Seagate
3.5"	W350K	ST32000445SS	2TRB	7.2K	Seagate
3.5"	F617N	ST3300657SS	300GB	15K	Seagate
3.5"	X150K	HUS156030VLS600	300GB	15K	Hitachi
3.5"	R749K	ST3450857SS	450GB	15K	Seagate
3.5"	T875K	HUS156045VLS600	450Gb	15k	Hitachi
3.5"	W347K	ST3600057SS	600GB	15K	Seagate
2.5"	R734K	ST9500430SS	500GB	7.2K	Seagate
2.5"	R744K	ST9300503SS	300Gb	10K	Seagate
2.5"	U733K	ST9146752SS	146GB	15K	Seagate
2.5"	W335K	ST9500431SS	500GB	7.2K	Seagate
2.5"	R727K	MBE2073RC	73GB	15K	Fujitsu
2.5"	R730K	HUC151473CSS600	73GB	15K	Hitachi
2.5"	W345K	ST973452SS	73GB	15K	Seagate
2.5"	X143K	MBD2147RC	146GB	10K	Fujitsu
2.5"	T855K	HUC103014CSS600	146GB	10K	Hitachi
2.5"	X160K	ST9146803SS	146GB	10K	Seagate
2.5"	W328K	MBE2147RC	146GB	15K	Fujitsu
2.5"	W330K	HUC151414CSS600	146GB	15K	Hitachi
2.5"	X162K	ST9146852SS	146GB	15k	Seagate
2.5"	U709K	ST9146852SS	300GB	10K	Hitachi
2.5"	T871K	ST9300603SS	300GB	10K	Seagate
2.5"	X1MCH	LB150S	149GB	SSD	Pliant

## Supported Firmware and Software

Table 5 lists the minimum firmware and software versions supported for PowerVault™ MD1200 and MD1220 systems, supported controllers, supported drives, and management software. For the latest firmware versions, visit [support.dell.com/support/downloads](http://support.dell.com/support/downloads).

**Table 5. Dell PowerVault MD1200 and MD1220 Minimum Supported Firmware and Software**

Device	Firmware/Software	Release Number	Version Number	Revision
MD1200 and MD1220 EMM	Firmware	R248792	1.01	A00
MD1200 and MD1220 Storage Manager	OpenManage 6.2	R250926	OM6.2	OM6.2
MD1200 and MD1220 Supported HDDs	HDD Firmware	See Dell support website for latest HDD firmware		
MD1200 and MD1220 Host Controller	PERC H800 and PERC H810 Firmware	R245222	12.0.1-0083	A00
	PERC H800 and PERC H810 Driver	Dependent upon Operating System, see Dell support website for latest H800 and H810drivers.		

## Supported SAS Cables

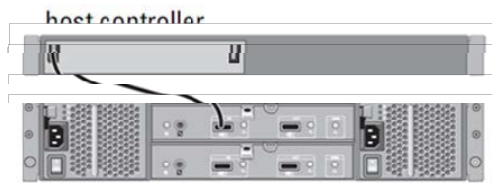
**Table 6. Dell PowerVault MD1200 and MD1220 Supported Cables**

Length	Dell Part Number	Use
0.6m (meter)	W508F	Daisy Chain only to another MD1200 or MD1220
1.0m (meter)	171C5	Connect to PERC H800/PERC 810 or Daisy Chain to another MD1200 or MD1220
2.0m (meter)	W390D	Connect to PERC H800/PERC 810 or Daisy Chain to another MD1200 or MD1220
4.0m (meter)	U651D	Connect to PERC H800/PERC 810 or Daisy Chain to another MD1200 or MD1220

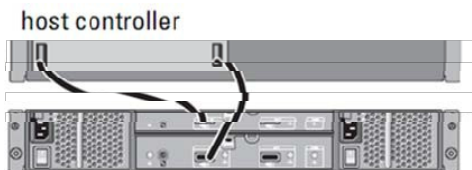
# Supported Hardware Configurations

**NOTE:** The following PowerVault MD1200 and MD1220 hardware configurations are supported only on Dell qualified hardware.

**Figure 1. Dell PowerVault MD1200 and MD1220: Single Enclosure, Unified Mode**

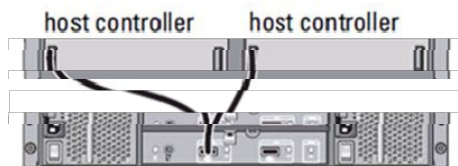


Single Host, Single Controller, Single Data Path  
MD1200 or MD1220 Enclosure in Unified Mode

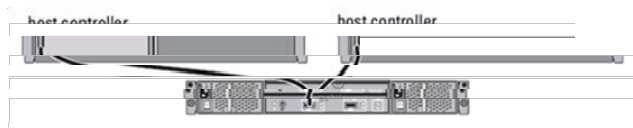


Single Host, Single Controller, Redundant Data Path  
MD1200 or MD1220 Enclosure in Unified Mode

**Figure 2. Dell PowerVault MD1200 and MD1220: Single Enclosure, Split Mode**

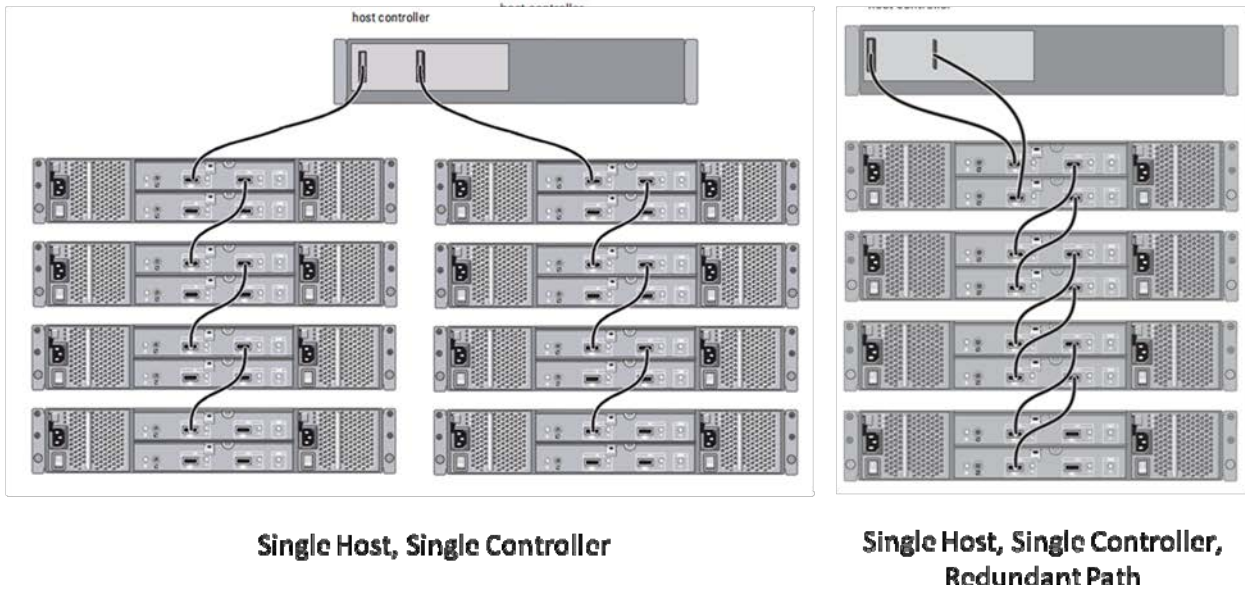


Single Host, Dual Controllers  
MD1200 or MD1220 Enclosures in Split Mode  
(expansion not supported)



MD1200 or MD1220 Enclosure in Split Mode  
(expansion not supported)

**Figure 3. Dell PowerVault MD1200 and MD1220: Maximum Configuration with Enclosure Daisy Chain Expansion**



**Information in this document is subject to change without notice.  
© 2009–2010 Dell Inc. All rights reserved.**

Reproduction of these materials in any manner whatsoever without the written permission of Dell Inc. is strictly forbidden.

Trademarks used in this text: *Dell*, the *DELL* logo, *PowerEdge*, *PowerVault*, and *OpenManage* are trademarks of Dell Inc.; *Microsoft*, *Windows*, and *Windows Server* are either trademarks or registered trademarks of Microsoft Corporation in the United States and/or other countries. *Red Hat* and *Red Hat Enterprise Linux* are registered trademarks of Red Hat, Inc. in the United States and other countries; *SUSE* is a registered trademark of Novell, Inc., in the United States and other countries; *VMware* is a registered trademark or trademark (the "Marks") of VMware, Inc. in the United States and/or other jurisdictions. *Citrix* and *XenServer* are trademarks of Citrix Systems, Inc. and/or more of its subsidiaries, and may be registered in the United States Patent and Trademark Office and in other countries.

Other trademarks and trade names may be used in this document to refer to either the entities claiming the marks and names or their products. Dell Inc. disclaims any proprietary interest in trademarks and trade names other than its own.

September 2010

Rev. A01